

LET'S VISIT THE Santa Barbara Zoo



The Santa Barbara Zoo is a place where you can see different animals and plants. When you arrive at the Zoo, you will park in the Zoo's parking lot, and use this entrance.



When you enter the Zoo, there are two different ways you can go to enjoy your visit.



You can walk
over Dreier
Family Bridge
into the
courtyard...

or, head right to
go up Olive Road



If you go over Dreier Family Bridge into the courtyard, you will see the Gift Store, ATM, lockers, and stroller and wheelchair rentals.





On your right, you'll see the Ridley-Tree House restaurant.

To your left, you'll see Discovery Pavilion, and find restrooms, the animal kitchen, classrooms, and the Volentine Family Gallery inside.



If you head up Olive Road, you will see many exhibits on your left and bypass the courtyard.



The top of Olive Road looks like this, and you can decide which way to go in order to start your day.





Some animals will be sleeping...





and some will be awake.



During the summer and on weekends throughout the year, you might get to experience...

Live stage shows



Rock climbing wall



Face painting




Animal rides



Bounce house



There are many people who work at the Zoo. They will be wearing a Santa Barbara Zoo polo shirt in gray, red, green, or blue.



Most Zoo staff will have a walkie-talkie and a nametag.



They can help you if you get hurt or lost.

Native animals love the Zoo. You might see rabbits or different birds.



Please throw away, recycle, or compost your trash so animals do not eat it.



The entrance to Eeeww! looks like this.



Inside you will be able to view reptiles and amphibians. It is dark and sometimes loud inside this exhibit.



There are three different entrances into
Rainforest Passage.





Rainforest Passage can also be loud and dark at times. Some animals you can see in Rainforest Passage are piranhas, turtles, and frogs.



Many Zoo exhibits have multiple viewing areas to see the animals.



You can see the penguins above the water and below the water.



You can see the gorillas from ground level or up above their exhibit.

Sometimes the Zoo can get crowded and noisy.
Palm Garden, Cabrillo Lawn, and Raven's Garden are just
a few of the quieter spaces you can go to take a break.


Palm Garden



Cabrillo Lawn



Raven's Garden



California Trails explores plants and animals native to this state. This is also where the Explore Store, barnyard, and mining camp are located.



You can take the Annenberg Flight Path on the lower side of the exhibits or the trail through Paul Ridley-Tree Plaza.




Annenberg Flight Path

Paul Ridley-Tree Plaza



Tips for a Great Zoo Visit

Some areas at the Zoo can be loud and overstimulating, like the courtyard and Zoo Train station. Check the map for this symbol  to find areas that tend to have less traffic and are often quieter.

A Sensory Sensitive Pathway is located along Olive Road (to the right after entry), which offers a quieter alternative to the courtyard for entering the Zoo.



Rent a sensory backpack, which includes items like noise-canceling headphones and a fidget cube for children who are sensory sensitive. For more information or to rent, check in at the Zoo's front gate.

Zookeeper talks are held daily. Check at the front gate or sbzoo.org for the schedule.

Need assistance? Contact a Zoo staff member or call (805) 962-5339.

The Santa Barbara Zoo is
a Certified Autism Center.

